



Document: Main Components
Guide No: 017
Description: Omega Canopy, Lean-To Style, Post-Supported, Glass-Clear
Plate Polycarbonate Roof Panels



Page 1 of 9

Canopy Main Components

| Canopy Component | |
|---|--|
| Supporting Post |  |
| End Supporting Post/Knee Brace Bracket Assembly (only supplied with canopies with Knee Braces) |  |

Document: Main Components
Guide No: 017
Description: Omega Canopy, Lean-To Style, Post-Supported, Glass-Clear
Plate Polycarbonate Roof Panels

Page 2 of 9

| Canopy Component | |
|--|---|
| Intermediate Supporting Post/Knee Brace Bracket Assembly (only supplied with canopies with Knee Braces) |  A white, rectangular, hollow plastic component with a metal bracket attached to its side. The component is shown against a dark background. |
| Knee Brace (only supplied with canopies with Knee Braces) |  A white, rectangular, hollow plastic component with a sloped top surface and a metal bracket attached to its side. The component is shown against a dark background. |

Document: Main Components
 Guide No: 017
 Description: Omega Canopy, Lean-To Style, Post-Supported, Glass-Clear
 Plate Polycarbonate Roof Panels

Page 3 of 9

| Canopy Component | |
|--|--|
| Post Foot/Bracket joining Eaves/Gutter and Supporting Post |  |
| Wall-Plate |  |

Document: Main Components


Guide No: 017

Description: Omega Canopy, Lean-To Style, Post-Supported, Glass-Clear
Plate Polycarbonate Roof Panels

Page 4 of 9

| Canopy Component | |
|------------------|--|
| Eaves/ Gutter |  |
| Edge Glazing Bar |  |

Document: Main Components
 Guide No: 017
 Description: Omega Canopy, Lean-To Style, Post-Supported, Glass-Clear
 Plate Polycarbonate Roof Panels

| Canopy Component | |
|--|--|
| Main Glazing Bar |  |
| <p>6mm Plate Polycarbonate roof panel assembly (with and without protective film removed)</p> <p>NOTE: For canopies with a projection greater than 3.0m; the 6mm Adaptors and 6mm F Sections will be supplied separately from the glazing panels and should be assembled to the glazing panel on site.</p> |  |

Document: Main Components
 Guide No: 017
 Description: Omega Canopy, Lean-To Style, Post-Supported, Glass-Clear Plate Polycarbonate Roof Panels

| Canopy Component | |
|---|--|
| <p>6mm Glazing Adaptor Note for canopies with a projection greater than 3.0m the (2) 6mm adaptors (per glazing panel) must be fitted to the glazing panel on site.</p> |  |
| <p>6mm F Section (fitted onto ends (wall-plate end and gutter end) of 6mm glazing panels. Note for canopies with a projection greater than 3.0m the (2) 6mm F Sections (per glazing panel) must be fitted to the glazing panel on site.</p> |  |

Document: Main Components

Guide No: 017

Description: Omega Canopy, Lean-To Style, Post-Supported, Glass-Clear
Plate Polycarbonate Roof Panels

Page 7 of 9

| Canopy Component | |
|-------------------------|--|
| Rainwater Adaptor |  A photograph of a red, circular rainwater adaptor component. The component is a thick, red plastic ring with a central opening. It is shown from a top-down perspective, resting on a dark, textured surface. The central opening is slightly recessed, and the overall shape is a shallow, wide cylinder. |

Document: Main Components
Guide No: 017
Description: Omega Canopy, Lean-To Style, Post-Supported, Glass-Clear
Plate Polycarbonate Roof Panels

End Cap for
Edge
Glazing Bar



End Cap for
Main
Glazing Bar



Document: Main Components
Guide No: 017
Description: Omega Canopy, Lean-To Style, Post-Supported, Glass-Clear
Plate Polycarbonate Roof Panels

Page 9 of 9

End Plate for
Eaves/Gutter



End Plate for
Wall-Plate

