

04 Canopy Main Components

Canopy Component	
RH Eaves Supporting Post/Tie-Bar Bracket/Knee Brace Bracket Assembly (labelled showing plan location and orientation)	
LH Eaves Supporting Post/Tie-Bar Bracket/Knee Brace Bracket Assembly (labelled showing plan location and orientation)	
Eaves Intermediate Supporting Post/Tie-Bar Bracket/Knee Brace Bracket Assembly (labelled showing plan location and orientation)	

Document: Main Components

Guide No: 018

Description: Omega Canopy, Free-Standing, Gable-Roof, Type 2

Page 2 of 7




Canopy Component	
<p>RH Ridge End Supporting Post/Tie-Bar Bracket/Knee Brace Bracket Assembly. (labelled showing plan location and orientation)</p>	<div data-bbox="860 495 1319 819" style="border: 1px solid black; padding: 10px;"> <p>Component Photograph not available</p> </div>
<p>LH Ridge End Supporting Post/Tie-Bar Bracket/Knee Brace Bracket Assembly. (labelled showing plan location and orientation)</p>	<div data-bbox="860 857 1319 1182" style="border: 1px solid black; padding: 10px;"> <p>Component Photograph not available</p> </div>
<p>Ridge Intermediate Supporting Post/Tie-Bar Bracket/Knee Brace Bracket Assembly. (labelled showing plan location and orientation)</p>	<div data-bbox="860 1234 1319 1559" style="border: 1px solid black; padding: 10px;"> <p>Component Photograph not available</p> </div>
<p>Knee Brace (Eaves/Ridge to post – holes drilled in one end only)</p>	<div data-bbox="847 1626 1332 1989" style="border: 1px solid black; padding: 10px;">  </div>




Document: Main Components

Guide No: 018

Description: Omega Canopy, Free-Standing, Gable-Roof, Type 2

Page 3 of 7

Canopy Component	
Knee Brace (Tie-Bar to Post – holes drilled in both ends)	
Post Foot/Bracket joining Eaves/Gutter and Supporting Post	
Ridge (Wall-Plate Assembly)	




Canopy Component	
Eaves/ Gutter	
Edge Glazing Bar	
Main Glazing Bar	

Document: Main Components

Guide No: 018

Description: Omega Canopy, Free-Standing, Gable-Roof, Type 2

Page 5 of 7




Canopy Component	
Sheet Closure (for Roof Panel)	
Roof Panel with protective film on both upper and lower surfaces	
End Cap for Edge Glazing Bar	

Document: Main Components

Guide No: 018

Description: Omega Canopy, Free-Standing, Gable-Roof, Type 2

Page 6 of 7


Canopy Component	
End Cap for Main Glazing Bar	
End Plate for Eaves/Gutter	
End Plates for Ridge Assembly	

Document: Main Components

Guide No: 018

Description: Omega Canopy, Free-Standing, Gable-Roof, Type 2

Page 7 of 7

Canopy Component	
Tie-Bar	
Rainwater Adaptor	